



**GW3-TRBO®**  
**Hardware Installation Guide**  
**Software Version 2.17.4**

---

***GW3-TRBO***®



## Trademarks

The following are trademarks of Motorola: MOTOTRBO™.

Any other brand or product names are trademarks or registered trademarks of their respective holders.

## The Genesis Group Trademark Information

GW3-TRBO® is a registered trademark of GenCore Candeo, LTD., a subsidiary of Burks GenCore Co., Inc. D.B.A. The Genesis Group and Phil Burks.

## Copyright

Copyright © 2006-2021; Burks GenCore Co., Inc. D.B.A. The Genesis Group and Phil Burks. All rights are reserved. No part of this publication or the associated program may be reproduced, transmitted, transcribed, in whole or in part, in any form or by any means, whether it is mechanical, magnetic, optical, electronic, manual or otherwise, without the prior written consent of Burks GenCore Co., Inc. D.B.A:

The Genesis Group and Phil Burks  
5800 Eagles Nest Blvd  
Tyler, Texas 75703

Includes technology licensed from Motorola.

## Disclaimer

The GW3-TRBO Hardware Installation Guide is printed in the U.S.A. Burks GenCore Co., Inc. D.B.A. The Genesis Group and Phil Burks believe that the information included in this manual is correct; however, Burks GenCore Co., Inc. D.B.A. The Genesis Group and Phil Burks reserves the right to alter, revise and make periodic changes to the manual and its contents. Burks GenCore Co., Inc. D.B.A. The Genesis Group does not assume responsibility to notify any person of such revisions or changes. While we have taken strides to carefully examine our software and documentation and believe that it is reliable, the Genesis Group and Phil Burks assume no responsibility for the use of the manual, or GW3-TRBO software, nor for any patent infringements or other rights of third parties who may use the manual or the GW3-TRBO software. Burks GenCore Co., Inc. D.B.A. The Genesis Group and Phil Burks make no representations or warranties with respect to the contents or fitness for a particular purpose beyond the cost of the software paid by the end-user.

The software contains valuable trade secrets and proprietary information. Unauthorized use of the manual or software can result in civil damages and criminal prosecution. As an end user, you agree to abide by and heed these statements.

## License

Title to the media on which the program is recorded and to the documentation in support of the product is transferred to you, but title to the program, and all subsequent copies of the program, despite the form or media in or on license is not a sale of the original or any subsequent copy. You assume responsibility for the selection of the program to achieve your intended results, and for the installation, use, and results obtained from the program.

Refer to the GW3-TRBO Manual Overview for your full license. All license information contained on pages 4-7 (Book 600-2.17.4-AA.1) are to be considered as contained herein.

## Support

Customer satisfaction is our number one priority at Genesis. We are here to provide you with the best software possible, and we want to know when you have any questions, concerns or problems with GW3-TRBO so that we can make it a better product for everyone.

Refer to the *Troubleshooting & Support* section of the GW3-TRBO Manual Shell (Book 600-2.17.4-AA.1) for complete support and contact information.

## ***Document History***

| <b>Revision</b> | <b>Description</b>                                     | <b>Author</b> |
|-----------------|--|---------------|
| 2.0.5           | Initial Release  | KIH           |
| 2.0.5           | Replaced GW3-TRBO trademark with registered trademark. | JAW           |
| 2.0.6.6         | Documentation Review                                   | REB           |
| 2.1             | Revision for Release                                   | CWF           |
| 2.2             | Revisions Before Release                               | CWF           |
| 2.4             | Revisions Before Release                               | WRK           |
| 2.5             | Revisions Before Release                               | CWF           |
| 2.6             | Revisions Before Release                               | CWF           |
| 2.7             | Revisions Before Release                               | JAW           |
| 2.8             | Revisions Before Release                               | ATG           |
| 2.9             | Revisions Before Release                               | CWF           |
| 2.10            | Revisions Before Release                               | ATG           |
| 2.11            | Conversion to docx                                     | BCY           |
| 2.12            | Revisions Before Release                               | JAW           |
| 2.13            | Revisions Before Release                               | ATG           |
| 2.14            | Revisions Before Release                               | JAW           |
| 2.15            | Revisions Before Release                               | REB           |
| 2.16            | Revisions Before Release                               | JPS           |

# Table of Contents

---

|  |           |
|--|-----------|
| <i>Trademarks</i> .....                              | 3         |
| <i>The Genesis Group Trademark Information</i> ..... | 3         |
| <i>Copyright</i> .....                               | 3         |
| <i>Disclaimer</i> .....                              | 3         |
| <i>License</i> .....                                 | 3         |
| <i>Support</i> .....                                 | 3         |
| DOCUMENT HISTORY .....                               | 4         |
| <b>TABLE OF CONTENTS</b> .....                       | <b>5</b>  |
| <b>ABOUT THIS MANUAL</b> .....                       | <b>7</b>  |
| GOALS .....  | 7         |
| WHO SHOULD READ THIS MANUAL? .....                   | 7         |
| HOW THIS MANUAL IS ORGANIZED .....                   | 7         |
| <b>STAGE 1    HARDWARE COMPONENTS</b> .....          | <b>9</b>  |
| <b>CONCLUSION</b> .....                              | <b>11</b> |
| CONCLUSION .....                                     | 11        |
| WHAT NEXT? .....                                     | 11        |



### Goals

This guide will take you through the steps necessary to properly install and prepare a machine for the GW3-TRBO software program.

### Who Should Read This Manual?

This document is provided to assist technicians who must perform a hardware replacement for a GW3-TRBO installation.



If you are an end user or have just received your GW3-TRBO machine from Genesis, then congratulations, you are already done! Genesis performs all pertinent stages of this guide prior to shipping GW3-TRBO machines. As an end user, you simply need to plug in your (optional) external alarm relay. Refer to Stage 1 for guidance in plugging these in. Your next step will be to go through the *GW3-TRBO Trbo Quickstart Guide*. Many of the steps in it have also been done for you, but you will still need to go through it to ensure that everything is configured accurately.

### How This Manual Is Organized

This manual is organized as follows:

- **Hardware Components:** Instructions on installing and configuring additional hardware devices.

This manual contains the following images, used to indicate that a segment of text requires special attention:

-  **Additional Information:** Additional information is used to indicate shortcuts or tips.
-  **Warning:** Warnings are used to indicate possible problem area, such as a risk of data loss or incorrect/unexpected functionality.






## Stage 1

## Hardware Components

The next stage involves installing and configuring the additional hardware components that are optional for GW3-TRBO.

1. Plug the External Alarm Relay (if applicable) into the USB slot right beside the NIC port on the motherboard.



**Figure 1.1** – External Alarm Relay

2. Wait for the status light on the device to turn green to confirm that it was installed properly.



## Conclusion

---

### Conclusion

This completes the preparation of the GW3-TRBO machine for the installation of the GW3-TRBO software.

### What Next?

Refer to the document below for further instructions for software installation and configuration.

- *GW3-TRBO Trbo Quickstart Book*

This document is located on your GW3-TRBO installation media.